

P.E.S COLLEGE OF ENGINEERING, MANDYA - 571 401

(An Autonomous Institution Affiliated to VTU, Belagavi.)

Provisional Results of Sixth Semester BE Semester End Examination for the Academic year 2018-19 (June/July -19)

19-06-2019

ELECTRONICS AND COMMUNICATION ENGINEERING

SL.No.	USN	NAME	154	P15EC64B			P15ECL67			P15ECL68			P15EC69			P15HU610			C S T CR GP GR			C S T CR GP GR			C S T CR GP GR			C S T CR GP GR			SGPA	CLASS							
				C	S	T	CR	GP	GR	C	S	T	CR	GP	GR	C	S	T	CR	GP	GR	C	S	T	CR	GP	GR	C	S	T			CR	GP	GR				
1	4PS13EC062	PRAJWAL B N					0	111	0	0	0	0	N																			4.61	FL						
2	4PS14EC093	SUBHAM VERMA		29	32	61	4.0	8	B	25	22	47	1.5	5	D	0	111	0	0	0	0	N	25	0	25	1.0	7	C	25	25	50	1.0	7	C				5.83	FL
3	4PS15EC013	CHARU SHARMA					29	25	54	1.5	7	C	30	28	58	1.5	7	C	22	0	22	0.0	0	N	25	23	48	1.0	5	D							2.85	FL	
4	4PS15EC063	NITISH KUMAR ROY					38	27	65	1.5	7	C																						7.00	FL				
5	4PS15EC088	RITHIKA KANNAN					30	25	55	1.5	7	C	40	28	68	1.5	8	B	22	0	22	0.0	0	N	25	24	49	1.0	5	D							1.76	FL	
6	4PS16EC001	A U YADU CHANDRA					47	30	77	1.5	9	A	43	43	86	1.5	9	A	42	0	42	1.0	9	A	25	27	52	1.0	7	C							8.78	FCD	
7	4PS16EC002	AISHWARYA K					42	30	72	1.5	8	B	42	41	83	1.5	9	A	39	0	39	1.0	9	A	25	24	49	1.0	5	D							7.94	FCD	
8	4PS16EC003	AISHWARYA P					44	30	74	1.5	8	B	46	42	88	1.5	9	A	39	0	39	1.0	9	A	25	23	48	1.0	5	D							6.94	FC	
9	4PS16EC004	AKASH K J					40	30	70	1.5	8	B	42	43	85	1.5	9	A	30	0	30	1.0	8	B	32	31	63	1.0	8	B							7.65	FC	
10	4PS16EC005	AKSHITHA A Y					41	25	66	1.5	8	B	47	41	88	1.5	9	A	39	0	39	1.0	9	A	25	21	46	1.0	5	D							8.39	FCD	
11	4PS16EC006	ANSHUMAN R PRASAD					41	38	79	1.5	9	A	43	37	80	1.5	9	A	50	0	50	1.0	10	S	25	29	54	1.0	7	C							7.04	FC	
12	4PS16EC007	ANULIDA N SUKUMAR					44	38	82	1.5	9	A	45	43	88	1.5	9	A	42	0	42	1.0	9	A	34	27	61	1.0	8	B							8.74	FCD	
13	4PS16EC008	ANUSHA M R					43	30	73	1.5	8	B	42	41	83	1.5	9	A	40	0	40	1.0	9	A	25	20	45	1.0	4	E							6.91	FC	
14	4PS16EC009	APOORVA THANTRY B					41	41	82	1.5	9	A	43	39	82	1.5	9	A	41	0	41	1.0	9	A	25	28	53	1.0	7	C							7.85	FCD	
15	4PS16EC010	ARUN J					40	25	65	1.5	8	B	40	42	82	1.5	9	A	32	0	32	1.0	8	B	25	25	50	1.0	7	C							8.31	FCD	
16	4PS16EC011	ARUN Y R					41	31	72	1.5	8	B	49	45	94	1.5	10	S	50	0	50	1.0	10	S	25	29	54	1.0	7	C							8.81	FCD	
17	4PS16EC012	ASHWINI					43	47	90	1.5	10	S	46	40	86	1.5	9	A	48	0	48	1.0	10	S	25	21	46	1.0	5	D							8.54	FCD	
18	4PS16EC013	BHAVANA N					45	32	77	1.5	9	A	49	46	95	1.5	10	S	48	0	48	1.0	10	S	26	30	56	1.0	7	C							8.76	FCD	
19	4PS16EC014	BHOOMIKA B					42	44	86	1.5	9	A	42	44	86	1.5	9	A	47	0	47	1.0	10	S	35	29	64	1.0	8	B							8.78	FCD	
20	4PS16EC015	BHOOMIKA N					45	42	87	1.5	9	A	42	40	82	1.5	9	A	48	0	48	1.0	10	S	31	24	55	1.0	7	C							8.59	FCD	

P15EC64B : - Innovation, Entrepreneurship, Management

P15ECL67 : - Verilog HDL Lab

P15ECL68 : - Microwave and Digital Communication Lab

P15EC69 : - Mini Project

P15HU610 : - Aptitude and Reasoning Development - Expert (ARDE)

Percentage Equivalence of Grade Points (10 - Point Scale)

SGPA	Percentage of Marks / Class (SGPA - 0.75) x 10	Level	Out-standing	Excellent	Very Good	Good	Average	Poor	Fail
5.75	50 (Second Class)	Grade	S	A	B	C	D	E	F
6.25	55	Grade Points	10	09	08	07	05	04	00
6.75	60 (First Class)	P18 Scheme	90 Above	89-80	79-70	69-60	59-50	49-40	Below 40
7.25	65	P15, P17 Scheme	90 Above	89-75	74-60	59-50	49-46	45	Below 45
7.75	70 (Distinction)	Raw Score							
8.25	75								

C - CIE, S - SEE, T - CIE+SEE, CR -Credits, GP - Grade Point, GR- Grade, 111 - Absent, DT - Detained

Transitional Grades: I - Satisfactory CIE and Attendance but Absent for SEE with permission

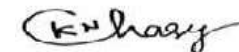
W - Withdrawn from the Course N - Not Eligible w.r.t either CIE / Attendance

G -Satisfactory CIE and Attendance but Absent for SEE without Permission

FCD - First Class with Distinction, FC - First Class, SC - Second Class, PC - Pass Class, FL - Fail

* Mandatory Learning Course (*PP : Passed ; *NP : Not Passed)

X - CIE > 44 and SEE < 20



Dr. K. Narasimha Chary
Controller of Examinations
P.E.S. College of Engineering,
Mandya

Note : Candidates are informed to bring to the notice of COE for any discrepancy, if any, within three days from the date of announcement of results. Subsequent requests will not be entertained.

P.E.S COLLEGE OF ENGINEERING, MANDYA - 571 401

(An Autonomous Institution Affiliated to VTU, Belagavi.)

Provisional Results of Sixth Semester BE Semester End Examination for the Academic year 2018-19 (June/July -19)

19-06-2019

ELECTRONICS AND COMMUNICATION ENGINEERING

SL.No.	USN	NAME	154	P15EC64B			P15ECL67			P15ECL68			P15EC69			P15HU610			C S T CR GP GR			C S T CR GP GR			C S T CR GP GR			C S T CR GP GR			SGPA	CLASS									
				C	S	T	CR	GP	GR	C	S	T	CR	GP	GR	C	S	T	CR	GP	GR	C	S	T	CR	GP	GR	C	S	T			CR	GP	GR						
21	4PS16EC016	BHUMIKA H M					45	46	91	1.5	10	S	42	44	86	1.5	9	A	48	0	48	1.0	10	S	36	38	74	1.0	8	B										8.09	FCD
22	4PS16EC017	BHUMIKKAA PRIYAA P					45	30	75	1.5	9	A	42	40	82	1.5	9	A	40	0	40	1.0	9	A	25	29	54	1.0	7	C										7.96	FCD
23	4PS16EC018	CHAMAN KUMAR S					45	30	75	1.5	9	A	40	42	82	1.5	9	A	47	0	47	1.0	10	S	25	28	53	1.0	7	C										6.74	SC
24	4PS16EC019	CHANDRASHEKAR S S					42	30	72	1.5	8	B	40	39	79	1.5	9	A	34	0	34	1.0	8	B	32	24	56	1.0	7	C										1.50	FL
25	4PS16EC020	DANIEL THEOPHILUS M S					44	34	78	1.5	9	A	43	45	88	1.5	9	A	47	0	47	1.0	10	S	26	24	50	1.0	7	C										7.67	FC
26	4PS16EC022	DARSHAN S					42	22	64	1.5	8	B	40	41	81	1.5	9	A	46	0	46	1.0	10	S	25	23	48	1.0	5	D										7.17	FC
27	4PS16EC023	DEEKSHA BHAKTA K P					44	26	70	1.5	8	B	43	40	83	1.5	9	A	37	0	37	1.0	8	B	25	23	48	1.0	5	D										7.91	FCD
28	4PS16EC024	DEEPTHI S BABU					41	31	72	1.5	8	B	47	41	88	1.5	9	A	40	0	40	1.0	9	A	25	21	46	1.0	5	D										7.87	FCD
29	4PS16EC025	DHANUSH VISHWAKARMA					47	44	91	1.5	10	S	43	45	88	1.5	9	A	49	0	49	1.0	10	S	33	22	55	1.0	7	C										9.02	FCD
30	4PS16EC026	FARHEEN NIDA					45	30	75	1.5	9	A	46	42	88	1.5	9	A	48	0	48	1.0	10	S	33	26	59	1.0	7	C										8.44	FCD
31	4PS16EC027	HARSHITH K					30	25	55	1.5	7	C	30	29	59	1.5	7	C	29	0	29	1.0	7	C	31	20	51	1.0	7	C										3.33	FL
32	4PS16EC028	HARSHITHA PUTTASWAMY					47	42	89	1.5	9	A	44	44	88	1.5	9	A	48	0	48	1.0	10	S	32	28	60	1.0	8	B										8.63	FCD
33	4PS16EC029	KAMALESH V G					42	23	65	1.5	8	B	32	35	67	1.5	8	B	44	0	44	1.0	9	A	31	21	52	1.0	7	C										7.26	FC
34	4PS16EC030	KANITI SAGAR					34	30	64	1.5	8	B	37	40	77	1.5	9	A	38	0	38	1.0	9	A	26	26	52	1.0	7	C										6.31	FL
35	4PS16EC031	KRUPA					47	30	77	1.5	9	A	47	41	88	1.5	9	A	37	0	37	1.0	8	B	27	26	53	1.0	7	C										7.96	FCD
36	4PS16EC032	L A NITHYA SHREE					40	30	70	1.5	8	B	41	40	81	1.5	9	A	41	0	41	1.0	9	A	26	24	50	1.0	7	C										7.72	FC
37	4PS16EC033	LALHURAITLUANGI					40	28	68	1.5	8	B	30	111	30	0.0	0	G	34	0	34	1.0	8	B	25	24	49	1.0	5	D										6.41	FL
38	4PS16EC034	MADHURA B N					47	42	89	1.5	9	A	49	47	96	1.5	10	S	47	0	47	1.0	10	S	36	33	69	1.0	8	B										8.80	FCD
39	4PS16EC035	MADHURA L					47	28	75	1.5	9	A	48	46	94	1.5	10	S	37	0	37	1.0	8	B	25	27	52	1.0	7	C										8.54	FCD
40	4PS16EC036	MADHURI					44	29	73	1.5	8	B	42	43	85	1.5	9	A	47	0	47	1.0	10	S	27	14	41	0.0	0	F										7.91	FL
41	4PS16EC037	MAHENDRA N					46	39	85	1.5	9	A	46	46	92	1.5	10	S	48	0	48	1.0	10	S	25	22	47	1.0	5	D										8.43	FCD

P15EC64B : - Innovation, Entrepreneurship_Management

P15ECL67 : - Verilog HDL Lab

P15ECL68 : - Microwave and Digital Communication Lab

P15EC69 : - Mini Project

P15HU610 : - Aptitude and Reasoning Development - Expert (ARDE)

C - CIE, S - SEE, T - CIE+SEE, CR -Credits, GP - Grade Point , GR- Grade , 111 - Absent, DT - Detained

Transitional Grades: I - Satisfactory CIE and Attendance but Absent for SEE with permission

W - Withdrawn from the Course N - Not Eligible w.r.t either CIE / Attendance

G -Satisfactory CIE and Attendance but Absent for SEE without Permission

FCD - First Class with Distinction, FC - First Class, SC - Second Class, PC - Pass Class, FL - Fail

* Mandatory Learning Course (*PP : Passed ; *NP : Not Passed)

X - CIE > 44 and SEE < 20

Percentage Equivalence of Grade Points (10 - Point Scale)

SGPA	Percentage of Marks / Class (SGPA - 0.75) x 10	Level	Out-standing	Excellent	Very Good	Good	Average	Poor	Fail
5.75	50 (Second Class)	Grade	S	A	B	C	D	E	F
6.25	55	Grade Points	10	09	08	07	05	04	00
6.75	60 (First Class)	P18 Scheme	90 Above	89-80	79-70	69-60	59-50	49-40	Below 40
7.25	65	P15, P17 Scheme	90 Above	89-75	74-60	59-50	49-46	45	Below 45
7.75	70 (Distinction)	Raw Score							
8.25	75								



Dr. K. Narasimha Chary
Controller of Examinations
P.E.S. College of Engineering,
Mandya

Note : Candidates are informed to bring to the notice of COE for any discrepancy, if any, within three days from the date of announcement of results. Subsequent requests will not be entertained.

P.E.S COLLEGE OF ENGINEERING, MANDYA - 571 401

(An Autonomous Institution Affiliated to VTU, Belagavi.)

Provisional Results of Sixth Semester BE Semester End Examination for the Academic year 2018-19 (June/July -19)

19-06-2019

ELECTRONICS AND COMMUNICATION ENGINEERING

SL.No.	USN	NAME	154	P15EC64B			P15ECL67			P15ECL68			P15EC69			P15HU610			C			S			T			CR			GP			GR			SGPA	CLASS						
				C	S	T	CR	GP	GR	C	S	T	CR	GP	GR	C	S	T	CR	GP	GR	C	S	T	CR	GP	GR	C	S	T	CR	GP	GR	C	S	T			CR	GP	GR			
42	4PS16EC038	MAHESH GOWDA N					43	25	68	1.5	8	B	40	42	82	1.5	9	A	30	0	30	1.0	8	B	28	30	58	1.0	7	C													5.50	FL
43	4PS16EC039	MANJURAJU M R					46	30	76	1.5	9	A	44	44	88	1.5	9	A	49	0	49	1.0	10	S	25	33	58	1.0	7	C													8.19	FCD
44	4PS16EC040	MANOJ S					41	29	70	1.5	8	B	44	41	85	1.5	9	A	38	0	38	1.0	9	A	30	34	64	1.0	8	B													5.69	PC
45	4PS16EC041	MANU R M					44	36	80	1.5	9	A	45	41	86	1.5	9	A	46	0	46	1.0	10	S	25	34	59	1.0	7	C													8.04	FCD
46	4PS16EC042	MEGHA C					46	40	86	1.5	9	A	45	43	88	1.5	9	A	41	0	41	1.0	9	A	25	30	55	1.0	7	C													8.26	FCD
47	4PS16EC043	MEGHA M R					47	40	87	1.5	9	A	45	45	90	1.5	10	S	47	0	47	1.0	10	S	25	34	59	1.0	7	C													9.31	FCD
48	4PS16EC044	MEGHANA C					45	36	81	1.5	9	A	47	43	90	1.5	10	S	44	0	44	1.0	9	A	25	29	54	1.0	7	C													8.69	FCD
49	4PS16EC045	MEGHANA PANDITH H					40	25	65	1.5	8	B	40	39	79	1.5	9	A	37	0	37	1.0	8	B	30	28	58	1.0	7	C													4.91	FL
50	4PS16EC046	MILANA K R					44	39	83	1.5	9	A	45	42	87	1.5	9	A	41	0	41	1.0	9	A	25	33	58	1.0	7	C													8.41	FCD
51	4PS16EC047	MOHAMMED JAFFER ALI N					48	43	91	1.5	10	S	46	42	88	1.5	9	A	47	0	47	1.0	10	S	25	23	48	1.0	5	D													9.09	FCD
52	4PS16EC048	MOUNA L					40	30	70	1.5	8	B	44	38	82	1.5	9	A	45	0	45	1.0	10	S	26	28	54	1.0	7	C													8.72	FCD
53	4PS16EC049	N CHANDANA					44	44	88	1.5	9	A	44	41	85	1.5	9	A	39	0	39	1.0	9	A	25	30	55	1.0	7	C													8.52	FCD
54	4PS16EC051	NAMRATHA N					47	36	83	1.5	9	A	48	44	92	1.5	10	S	43	0	43	1.0	9	A	26	22	48	1.0	5	D													8.80	FCD
55	4PS16EC052	NARENDRA S R					48	45	93	1.5	10	S	44	42	86	1.5	9	A	46	0	46	1.0	10	S	25	20	45	1.0	4	E													8.80	FCD
56	4PS16EC053	NAVEESH N S					35	25	60	1.5	8	B	35	34	69	1.5	8	B	26	0	26	1.0	7	C	25	30	55	1.0	7	C													1.85	FL
57	4PS16EC054	NAVYASHREE M					44	44	88	1.5	9	A	46	40	86	1.5	9	A	41	0	41	1.0	9	A	26	34	60	1.0	8	B													8.70	FCD
58	4PS16EC055	NISARGA M A					46	41	87	1.5	9	A	45	41	86	1.5	9	A	45	0	45	1.0	10	S	25	18	43	0.0	0	F													7.19	FL
59	4PS16EC056	NISHA B					44	35	79	1.5	9	A	45	35	80	1.5	9	A	43	0	43	1.0	9	A	27	29	56	1.0	7	C													8.22	FCD
60	4PS16EC057	NISHA S					45	33	78	1.5	9	A	44	33	77	1.5	9	A	40	0	40	1.0	9	A	25	27	52	1.0	7	C													8.41	FCD
61	4PS16EC058	NISHA U N					44	34	78	1.5	9	A	46	36	82	1.5	9	A	41	0	41	1.0	9	A	26	24	50	1.0	7	C													8.41	FCD
62	4PS16EC059	PAVAN B M					46	45	91	1.5	10	S	45	44	89	1.5	9	A	47	0	47	1.0	10	S	25	30	55	1.0	7	C													9.17	FCD

P15EC64B : - Innovation, Entrepreneurship, Management

P15ECL67 : - Verilog HDL Lab

P15ECL68 : - Microwave and Digital Communication Lab

P15EC69 : - Mini Project

P15HU610 : - Aptitude and Reasoning Development - Expert (ARDE)

Percentage Equivalence of Grade Points (10 - Point Scale)

SGPA	Percentage of Marks / Class (SGPA - 0.75) x 10	Level	Out - standing	Excellent	Very Good	Good	Average	Poor	Fail
5.75	50 (Second Class)	Grade	S	A	B	C	D	E	F
6.25	55	Grade Points	10	09	08	07	05	04	00
6.75	60 (First Class)	P18 Scheme	90 Above	89-80	79-70	69-60	59-50	49-40	Below 40
7.25	65	P15, P17 Scheme	90 Above	89-75	74-60	59-50	49-46	45	Below 45
7.75	70 (Distinction)								
8.25	75								

Raw Score

C - CIE, S - SEE, T - CIE+SEE, CR -Credits, GP - Grade Point, GR- Grade, 111 - Absent, DT - Detained

Transitional Grades: I - Satisfactory CIE and Attendance but Absent for SEE with permission

W - Withdrawn from the Course N - Not Eligible w.r.t either CIE / Attendance

G -Satisfactory CIE and Attendance but Absent for SEE without Permission

FCD - First Class with Distinction, FC - First Class, SC - Second Class, PC - Pass Class, FL - Fail

* Mandatory Learning Course (*PP : Passed ; *NP : Not Passed)

X - CIE > 44 and SEE < 20



Dr. K. Narasimha Chary
Controller of Examinations
P.E.S. College of Engineering,
Mandya

Note : Candidates are informed to bring to the notice of COE for any discrepancy, if any, within three days from the date of announcement of results. Subsequent requests will not be entertained.

P.E.S COLLEGE OF ENGINEERING, MANDYA - 571 401

(An Autonomous Institution Affiliated to VTU, Belagavi.)

Provisional Results of Sixth Semester BE Semester End Examination for the Academic year 2018-19 (June/July -19)

19-06-2019

ELECTRONICS AND COMMUNICATION ENGINEERING

SL.No.	USN	NAME	154	P15EC64B			P15ECL67			P15ECL68			P15EC69			P15HU610			C S T CR GP GR			C S T CR GP GR			C S T CR GP GR			C S T CR GP GR			SGPA	CLASS												
				C	S	T	CR	GP	GR	C	S	T	CR	GP	GR	C	S	T	CR	GP	GR	C	S	T	CR	GP	GR	C	S	T			CR	GP	GR	C	S	T	CR	GP	GR	C	S	T
63	4PS16EC060	POOJA J P					47	43	90	1.5	10	S	46	43	89	1.5	9	A	37	0	37	1.0	8	B	34	35	69	1.0	8	B													8.57	FCD
64	4PS16EC061	POOJA S					42	30	72	1.5	8	B	46	42	88	1.5	9	A	42	0	42	1.0	9	A	25	25	50	1.0	7	C													7.76	FCD
65	4PS16EC062	POOJA S					46	44	90	1.5	10	S	47	45	92	1.5	10	S	37	0	37	1.0	8	B	25	35	60	1.0	8	B													9.04	FCD
66	4PS16EC063	POORNIMA M R					47	45	92	1.5	10	S	47	45	92	1.5	10	S	41	0	41	1.0	9	A	25	34	59	1.0	7	C													8.63	FCD
67	4PS16EC064	PRAJWAL M S					38	24	62	1.5	8	B	42	28	70	1.5	8	B	35	0	35	1.0	8	B	25	27	52	1.0	7	C													7.48	FC
68	4PS16EC065	PRAJWALGOWDA B S					47	40	87	1.5	9	A	48	46	94	1.5	10	S	46	0	46	1.0	10	S	25	37	62	1.0	8	B													8.94	FCD
69	4PS16EC066	PRAJWAL GOWDA Y P					42	40	82	1.5	9	A	46	44	90	1.5	10	S	47	0	47	1.0	10	S	25	38	63	1.0	8	B													8.91	FCD
70	4PS16EC067	PRAKYATH M					44	42	86	1.5	9	A	45	36	81	1.5	9	A	43	0	43	1.0	9	A	25	25	50	1.0	7	C													8.26	FCD
71	4PS16EC068	PREETHI B R					40	27	67	1.5	8	B	45	32	77	1.5	9	A	28	0	28	1.0	7	C	25	24	49	1.0	5	D													6.98	FC
72	4PS16EC069	PREETHI H S					48	32	80	1.5	9	A	42	39	81	1.5	9	A	47	0	47	1.0	10	S	25	24	49	1.0	5	D													8.44	FCD
73	4PS16EC070	PRIYA M					47	35	82	1.5	9	A	43	39	82	1.5	9	A	35	0	35	1.0	8	B	25	25	50	1.0	7	C													8.48	FCD
74	4PS16EC071	R VANLALTHIANA					25	111	25	0.0	0	G	25	111	25	0.0	0	G	111	0	0	0.0	0	N	25	27	52	1.0	7	C													0.85	FL
75	4PS16EC072	RACHANA M					49	44	93	1.5	10	S	48	44	92	1.5	10	S	45	0	45	1.0	10	S	25	25	50	1.0	7	C													8.56	FCD
76	4PS16EC073	RAKSHITH N R					49	30	79	1.5	9	A	45	35	80	1.5	9	A	44	0	44	1.0	9	A	25	23	48	1.0	5	D													7.15	FC
77	4PS16EC074	RAKSHITHA R					45	40	85	1.5	9	A	46	44	90	1.5	10	S	25	0	25	1.0	7	C	25	36	61	1.0	8	B													8.57	FCD
78	4PS16EC075	RITU					44	30	74	1.5	8	B	43	46	89	1.5	9	A	47	0	47	1.0	10	S	41	37	78	1.0	9	A													7.80	FCD
79	4PS16EC076	RITUSHREE BANERJEE					49	47	96	1.5	10	S	47	46	93	1.5	10	S	48	0	48	1.0	10	S	27	28	55	1.0	7	C													8.44	FCD
80	4PS16EC077	ROHITH KUMAR M P					45	36	81	1.5	9	A	42	44	86	1.5	9	A	42	0	42	1.0	9	A	33	35	68	1.0	8	B													8.56	FCD
81	4PS16EC078	S SHRUTI REDDY					47	40	87	1.5	9	A	40	39	79	1.5	9	A	35	0	35	1.0	8	B	29	29	58	1.0	7	C													8.07	FCD
82	4PS16EC079	SAGAR BHARADWAJ K R					45	35	80	1.5	9	A	43	39	82	1.5	9	A	45	0	45	1.0	10	S	25	33	58	1.0	7	C													8.30	FCD
83	4PS16EC080	SAHANA N					40	28	68	1.5	8	B	40	41	81	1.5	9	A	28	0	28	1.0	7	C	25	25	50	1.0	7	C													7.57	FC

P15EC64B : - Innovation, Entrepreneurship_Management

P15ECL67 : - Verilog HDL Lab

P15ECL68 : - Microwave and Digital Communication Lab

P15EC69 : - Mini Project

P15HU610 : - Aptitude and Reasoning Development - Expert (ARDE)

Percentage Equivalence of Grade Points (10 - Point Scale)

SGPA	Percentage of Marks / Class (SGPA - 0.75) x 10	Level	Out-standing	Excellent	Very Good	Good	Average	Poor	Fail
5.75	50 (Second Class)	Grade	S	A	B	C	D	E	F
6.25	55	Grade Points	10	09	08	07	05	04	00
6.75	60 (First Class)	P18 Scheme	90 Above	89-80	79-70	69-60	59-50	49-40	Below 40
7.25	65	P15, P17 Scheme	90 Above	89-75	74-60	59-50	49-46	45	Below 45
7.75	70 (Distinction)	Raw Score							
8.25	75								

C - CIE, S - SEE, T - CIE+SEE, CR -Credits, GP - Grade Point, GR- Grade, 111 - Absent, DT - Detained

Transitional Grades: I - Satisfactory CIE and Attendance but Absent for SEE with permission

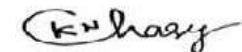
W - Withdrawn from the Course N - Not Eligible w.r.t either CIE / Attendance

G -Satisfactory CIE and Attendance but Absent for SEE without Permission

FCD - First Class with Distinction, FC - First Class, SC - Second Class, PC - Pass Class, FL - Fail

* Mandatory Learning Course (*PP : Passed ; *NP : Not Passed)

X - CIE > 44 and SEE < 20



Dr. K. Narasimha Chary
Controller of Examinations
P.E.S. College of Engineering,
Mandya

Note : Candidates are informed to bring to the notice of COE for any discrepancy, if any, within three days from the date of announcement of results. Subsequent requests will not be entertained.

P.E.S COLLEGE OF ENGINEERING, MANDYA - 571 401

(An Autonomous Institution Affiliated to VTU, Belagavi.)

Provisional Results of Sixth Semester BE Semester End Examination for the Academic year 2018-19 (June/July -19)

19-06-2019

ELECTRONICS AND COMMUNICATION ENGINEERING

SL.No.	USN	NAME	154	P15EC64B			P15ECL67			P15ECL68			P15EC69			P15HU610			C			S			T			CR			GP			GR			SGPA	CLASS						
				C	S	T	CR	GP	GR	C	S	T	CR	GP	GR	C	S	T	CR	GP	GR	C	S	T	CR	GP	GR	C	S	T	CR	GP	GR	C	S	T			CR	GP	GR			
84	4PS16EC082	SANJAY H B					49	45	94	1.5	10	S	45	38	83	1.5	9	A	39	0	39	1.0	9	A	28	26	54	1.0	7	C													7.54	FC
85	4PS16EC083	SANJAY M S					43	44	87	1.5	9	A	44	36	80	1.5	9	A	27	0	27	1.0	7	C	25	27	52	1.0	7	C													7.07	FC
86	4PS16EC084	SANJAY N					42	44	86	1.5	9	A	42	38	80	1.5	9	A	25	0	25	1.0	7	C	25	24	49	1.0	5	D													7.70	FC
87	4PS16EC085	SANTHOSH KUMAR S					45	44	89	1.5	9	A	44	42	86	1.5	9	A	44	0	44	1.0	9	A	25	30	55	1.0	7	C													8.00	FCD
88	4PS16EC087	SHARATH KUMAR J R					42	43	85	1.5	9	A	42	40	82	1.5	9	A	26	0	26	1.0	7	C	25	23	48	1.0	5	D													7.00	FC
89	4PS16EC088	SHASHANK S					42	48	90	1.5	10	S	45	41	86	1.5	9	A	44	0	44	1.0	9	A	25	33	58	1.0	7	C													8.46	FCD
90	4PS16EC089	SHASHIKALA D S					43	45	88	1.5	9	A	41	41	82	1.5	9	A	44	0	44	1.0	9	A	27	24	51	1.0	7	C													8.15	FCD
91	4PS16EC090	SHASHWATHI R					43	46	89	1.5	9	A	41	42	83	1.5	9	A	47	0	47	1.0	10	S	25	26	51	1.0	7	C													8.41	FCD
92	4PS16EC091	SHILPA G					43	46	89	1.5	9	A	46	40	86	1.5	9	A	43	0	43	1.0	9	A	28	28	56	1.0	7	C													8.26	FCD
93	4PS16EC092	SHREEYA AGAMYA					42	46	88	1.5	9	A	44	36	80	1.5	9	A	43	0	43	1.0	9	A	25	27	52	1.0	7	C													8.26	FCD
94	4PS16EC093	SHREYASWI H S					43	42	85	1.5	9	A	38	43	81	1.5	9	A	47	0	47	1.0	10	S	26	30	56	1.0	7	C													7.89	FCD
95	4PS16EC094	SHRUNGA I C					48	46	94	1.5	10	S	46	41	87	1.5	9	A	43	0	43	1.0	9	A	25	20	45	1.0	4	E													8.20	FCD
96	4PS16EC095	SHRUNGA M					45	47	92	1.5	10	S	45	44	89	1.5	9	A	47	0	47	1.0	10	S	30	25	55	1.0	7	C													8.61	FCD
97	4PS16EC096	SHUBHADA H					38	44	82	1.5	9	A	42	39	81	1.5	9	A	48	0	48	1.0	10	S	25	25	50	1.0	7	C													7.74	FC
98	4PS16EC097	SHUBHAM KUMAR SINGH					47	47	94	1.5	10	S	38	35	73	1.5	8	B	44	0	44	1.0	9	A	33	40	73	1.0	8	B													7.89	FCD
99	4PS16EC098	SHWETHA B					49	48	97	1.5	10	S	47	45	92	1.5	10	S	46	0	46	1.0	10	S	33	36	69	1.0	8	B													8.96	FCD
100	4PS16EC099	SINCHANA Y P					38	45	83	1.5	9	A	40	41	81	1.5	9	A	48	0	48	1.0	10	S	25	20	45	1.0	4	E													7.93	FCD
101	4PS16EC100	SNEHA H V					46	46	92	1.5	10	S	42	37	79	1.5	9	A	47	0	47	1.0	10	S	25	25	50	1.0	7	C													8.31	FCD
102	4PS16EC101	SOHALI CHANDRA					46	44	90	1.5	10	S	43	39	82	1.5	9	A	45	0	45	1.0	10	S	25	32	57	1.0	7	C													7.50	FC
103	4PS16EC102	SRINIVAS T M					49	47	96	1.5	10	S	45	43	88	1.5	9	A	44	0	44	1.0	9	A	25	28	53	1.0	7	C													8.83	FCD
104	4PS16EC103	SRUJAN GANGADKAR S					42	45	87	1.5	9	A	41	41	82	1.5	9	A	43	0	43	1.0	9	A	30	32	62	1.0	8	B													8.70	FCD

P15EC64B : - Innovation, Entrepreneurship, Management

P15ECL67 : - Verilog HDL Lab

P15ECL68 : - Microwave and Digital Communication Lab

P15EC69 : - Mini Project

P15HU610 : - Aptitude and Reasoning Development - Expert (ARDE)

Percentage Equivalence of Grade Points (10 - Point Scale)

Level	Out-standing	Excellent	Very Good	Good	Average	Poor	Fail	
Grade	S	A	B	C	D	E	F	
Grade Points	10	09	08	07	05	04	00	
Raw Score	P18 Scheme	90 Above	89-80	79-70	69-60	59-50	49-40	Below 40
	P15, P17 Scheme	90 Above	89-75	74-60	59-50	49-46	45	Below 45

C - CIE, S - SEE, T - CIE+SEE, CR -Credits, GP - Grade Point, GR- Grade, 111 - Absent, DT - Detained

Transitional Grades: I - Satisfactory CIE and Attendance but Absent for SEE with permission

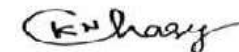
W - Withdrawn from the Course N - Not Eligible w.r.t either CIE / Attendance

G - Satisfactory CIE and Attendance but Absent for SEE without Permission

FCD - First Class with Distinction, FC - First Class, SC - Second Class, PC - Pass Class, FL - Fail

* Mandatory Learning Course (*PP : Passed ; *NP : Not Passed)

X - CIE > 44 and SEE < 20



Dr. K. Narasimha Chary
Controller of Examinations
P.E.S. College of Engineering,
Mandya

Note : Candidates are informed to bring to the notice of COE for any discrepancy, if any, within three days from the date of announcement of results. Subsequent requests will not be entertained.

P.E.S COLLEGE OF ENGINEERING, MANDYA - 571 401

(An Autonomous Institution Affiliated to VTU, Belagavi.)

Provisional Results of Sixth Semester BE Semester End Examination for the Academic year 2018-19 (June/July -19)

19-06-2019

ELECTRONICS AND COMMUNICATION ENGINEERING

SL.No.	USN	NAME	154	P15EC64B			P15ECL67			P15ECL68			P15EC69			P15HU610			C S T CR GP GR			C S T CR GP GR			C S T CR GP GR			C S T CR GP GR			SGPA	CLASS									
				C	S	T	CR	GP	GR	C	S	T	CR	GP	GR	C	S	T	CR	GP	GR	C	S	T	CR	GP	GR	C	S	T			CR	GP	GR						
126	4PS16EC127	DURGESH E					38	15	53	0.0	0	F	44	26	70	1.5	8	B	32	0	32	1.0	8	B	25	26	51	1.0	7	C										6.93	FL
127	4PS16EC128	NITHIN S					36	33	69	1.5	8	B	36	42	78	1.5	9	A	38	0	38	1.0	9	A	25	24	49	1.0	5	D										7.02	FC
128	4PS16EC407	HEMANTH KUMAR G M					25	26	51	1.5	5	D																									2.47	FL			
129	4PS17EC400	AISHWARYA V					47	31	78	1.5	9	A	45	39	84	1.5	9	A	50	0	50	1.0	10	S	25	26	51	1.0	7	C										7.78	FCD
130	4PS17EC401	BHAVYA					45	29	74	1.5	8	B	45	37	82	1.5	9	A	40	0	40	1.0	9	A	25	16	41	0.0	0	F										7.91	FL
131	4PS17EC402	BINDU S P					42	44	86	1.5	9	A	44	43	87	1.5	9	A	37	0	37	1.0	8	B	26	26	52	1.0	7	C										7.78	FCD
132	4PS17EC404	CHARAN M					36	20	56	1.5	7	C	40	35	75	1.5	9	A	29	0	29	1.0	7	C	25	31	56	1.0	7	C										6.74	SC
133	4PS17EC405	CHEZHAN S K					42	23	65	1.5	8	B	45	43	88	1.5	9	A	48	0	48	1.0	10	S	25	26	51	1.0	7	C										7.80	FCD
134	4PS17EC407	DEEPIKA N					44	26	70	1.5	8	B	46	41	87	1.5	9	A	38	0	38	1.0	9	A	26	23	49	1.0	5	D										8.39	FCD
135	4PS17EC408	DHARMA A					46	40	86	1.5	9	A	44	40	84	1.5	9	A	50	0	50	1.0	10	S	25	32	57	1.0	7	C										8.19	FCD
136	4PS17EC409	DIVYASHREE P					44	27	71	1.5	8	B	45	37	82	1.5	9	A	38	0	38	1.0	9	A	25	15	40	0.0	0	F										6.20	FL
137	4PS17EC410	HEMANTHA R					46	32	78	1.5	9	A	44	39	83	1.5	9	A	30	0	30	1.0	8	B	26	22	48	1.0	5	D										8.00	FCD
138	4PS17EC411	KARTHIK S					45	32	77	1.5	9	A	42	34	76	1.5	9	A	36	0	36	1.0	8	B	25	28	53	1.0	7	C										7.96	FCD
139	4PS17EC412	MANJUNATHA P					41	28	69	1.5	8	B	41	44	85	1.5	9	A	26	0	26	1.0	7	C	25	19	44	0.0	0	F										6.54	FL
140	4PS17EC413	MOHAMMED QAMRUDDIN					48	47	95	1.5	10	S	44	43	87	1.5	9	A	44	0	44	1.0	9	A	25	25	50	1.0	7	C										7.20	FC
141	4PS17EC414	NANDISH C					43	25	68	1.5	8	B	42	40	82	1.5	9	A	44	0	44	1.0	9	A	25	21	46	1.0	5	D										7.20	FC
142	4PS17EC415	NIDHI A V					45	44	89	1.5	9	A	46	44	90	1.5	10	S	40	0	40	1.0	9	A	28	22	50	1.0	7	C										7.61	FC
143	4PS17EC416	NITHYA H S					44	37	81	1.5	9	A	45	39	84	1.5	9	A	38	0	38	1.0	9	A	25	23	48	1.0	5	D										6.59	FL
144	4PS17EC418	RAJESHWARI C M					46	41	87	1.5	9	A	44	40	84	1.5	9	A	41	0	41	1.0	9	A	25	20	45	1.0	4	E										7.63	FC
145	4PS17EC419	RANJAN KUMAR					44	46	90	1.5	10	S	45	40	85	1.5	9	A	41	0	41	1.0	9	A	25	32	57	1.0	7	C										8.17	FCD
146	4PS17EC420	RENUKA K					42	43	85	1.5	9	A	45	43	88	1.5	9	A	40	0	40	1.0	9	A	25	20	45	1.0	4	E										6.11	FL

P15EC64B : - Innovation, Entrepreneurship_Management

P15ECL67 : - Verilog HDL Lab

P15ECL68 : - Microwave and Digital Communication Lab

P15EC69 : - Mini Project

P15HU610 : - Aptitude and Reasoning Development - Expert (ARDE)

Percentage Equivalence of Grade Points (10 - Point Scale)

SGPA	Percentage of Marks / Class (SGPA - 0.75) x 10	Level	Out-standing	Excellent	Very Good	Good	Average	Poor	Fail
5.75	50 (Second Class)	Grade	S	A	B	C	D	E	F
6.25	55	Grade Points	10	09	08	07	05	04	00
6.75	60 (First Class)	P18 Scheme	90 Above	89-80	79-70	69-60	59-50	49-40	Below 40
7.25	65	P15, P17 Scheme	90 Above	89-75	74-60	59-50	49-46	45	Below 45
7.75	70 (Distinction)	Raw Score							
8.25	75								

C - CIE, S - SEE, T - CIE+SEE, CR -Credits, GP - Grade Point , GR- Grade , 111 - Absent, DT - Detained

Transitional Grades: I - Satisfactory CIE and Attendance but Absent for SEE with permission

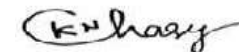
W - Withdrawn from the Course N - Not Eligible w.r.t either CIE / Attendance

G -Satisfactory CIE and Attendance but Absent for SEE without Permission

FCD - First Class with Distinction, FC - First Class, SC - Second Class, PC - Pass Class, FL - Fail

* Mandatory Learning Course (*PP : Passed ; *NP : Not Passed)

X - CIE > 44 and SEE < 20



Dr. K. Narasimha Chary
Controller of Examinations
P.E.S. College of Engineering,
Mandya

Note : Candidates are informed to bring to the notice of COE for any discrepancy, if any, within three days from the date of announcement of results. Subsequent requests will not be entertained.

P.E.S COLLEGE OF ENGINEERING, MANDYA - 571 401

(An Autonomous Institution Affiliated to VTU, Belagavi.)

Provisional Results of Sixth Semester BE Semester End Examination for the Academic year 2018-19 (June/July -19)

19-06-2019

ELECTRONICS AND COMMUNICATION ENGINEERING

SL.No.	USN	NAME	154	P15EC64B			P15ECL67			P15ECL68			P15EC69			P15HU610			C S T CR GP GR			C S T CR GP GR			C S T CR GP GR			C S T CR GP GR			SGPA	CLASS									
				C	S	T	CR	GP	GR	C	S	T	CR	GP	GR	C	S	T	CR	GP	GR	C	S	T	CR	GP	GR	C	S	T			CR	GP	GR						
147	4PS17EC421	SAHANASHREE H K					45	28	73	1.5	8	B	46	40	86	1.5	9	A	45	0	45	1.0	10	S	25	25	50	1.0	7	C										7.54	FC
148	4PS17EC422	SANGEETHA M S					45	32	77	1.5	9	A	45	39	84	1.5	9	A	37	0	37	1.0	8	B	25	23	48	1.0	5	D										7.56	FC
149	4PS17EC423	SYED NABEL AHMED					42	34	76	1.5	9	A	44	40	84	1.5	9	A	39	0	39	1.0	9	A	25	30	55	1.0	7	C										7.26	FC
150	4PS17EC424	VINAY S V					46	45	91	1.5	10	S	44	41	85	1.5	9	A	45	0	45	1.0	10	S	25	21	46	1.0	5	D										7.83	FCD
151	4PS17EC426	VINAYKUMAR H C					41	26	67	1.5	8	B	43	42	85	1.5	9	A	43	0	43	1.0	9	A	25	23	48	1.0	5	D										8.02	FCD
152	4PS17EC427	YASHRAJ M PATIL					45	45	90	1.5	10	S	43	43	86	1.5	9	A	41	0	41	1.0	9	A	25	28	53	1.0	7	C										4.31	FL
153	4PS17EC428	YESHAS M P					40	32	72	1.5	8	B	43	43	86	1.5	9	A	46	0	46	1.0	10	S	26	28	54	1.0	7	C										7.76	FCD

P15EC64B : - Innovation, Entrepreneurship_Management

P15ECL67 : - Verilog HDL Lab

P15ECL68 : - Microwave and Digital Communication Lab

P15EC69 : - Mini Project

P15HU610 : - Aptitude and Reasoning Development - Expert (ARDE)

Percentage Equivalence of Grade Points (10 - Point Scale)

SGPA	Percentage of Marks / Class (SGPA - 0.75) x 10	Level	Out - standing	Excellent	Very Good	Good	Average	Poor	Fail	
5.75	50 (Second Class)	Grade	S	A	B	C	D	E	F	
6.25	55	Grade Points	10	09	08	07	05	04	00	
6.75	60 (First Class)	Raw Score	P18 Scheme							90 Above
7.25	65		P15, P17 Scheme							90 Above
7.75	70 (Distinction)		89-80	79-70	69-60	59-50	49-40	Below 40		
8.25	75		89-75	74-60	59-50	49-46	45	Below 45		

C - CIE, S - SEE, T - CIE+SEE, CR -Credits, GP - Grade Point , GR- Grade , 111 - Absent, DT - Detained

Transitional Grades: I - Satisfactory CIE and Attendance but Absent for SEE with permission

W - Withdrawn from the Course N - Not Eligible w.r.t either CIE / Attendance

G -Satisfactory CIE and Attendance but Absent for SEE without Permission

FCD - First Class with Distinction, FC - First Class, SC - Second Class, PC - Pass Class, FL - Fail

* Mandatory Learning Course (*PP : Passed ; *NP : Not Passed)

X - CIE > 44 and SEE < 20



Dr. K. Narasimha Chary
Controller of Examinations
P.E.S. College of Engineering,
Mandya

Note : Candidates are informed to bring to the notice of COE for any discrepancy, if any, within three days from the date of announcement of results. Subsequent requests will not be entertained.